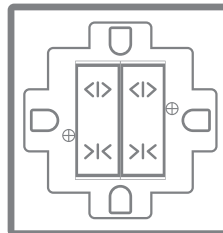


INSTALLATION PROCEDURE 安装步骤

CARROT

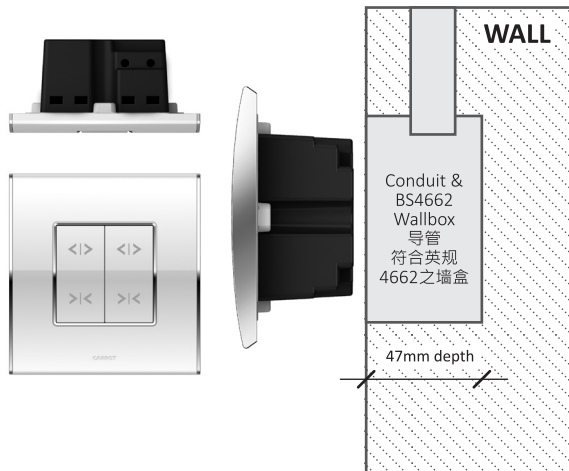
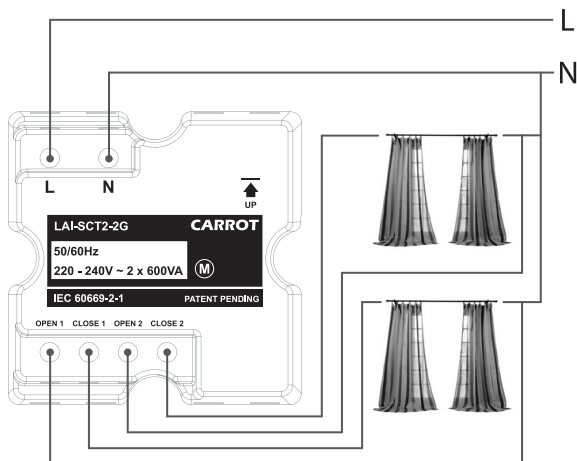
1. Make sure the wall box is of the correct type and depth
确保墙盒的样式和深度适当
2. Make sure the load to be connected can be operated correctly and is of the compatible rating and type
确保将要连接的负载能够正确工作并且是兼容的等级和类型
3. Turn off the entire circuit at the MCB and make sure all components you are working on are powered off
关闭MCB以切断整个电路,确保你将要处理的所有组件都没通电.
4. Remove the existing mechanical switch for the circuit, if any
电路中如有机械开关请移除
5. Pull a neutral wire to this wall box if you do not already have it
如果没有零线,拉一条到墙盒中
6. Reconnect the wires as shown (Diagram 1)
按照图示重新接线 (图1)
7. Secure the Base Unit of the switch in place with the provided screws
使用提供的螺丝将开关底座固定于适当的位置
8. Install the switch cover plate
安装开关面板
9. You can use Carrot Touch to perform pairing by pressing Down, Down, Up, and then Pressing and Holding the Down button until the LEDs are flashing
先接通电源,然后按下下、下、上的次序按开关按键,紧接着按住下方按键不放直到开关的LEDs持续闪烁,此时你可以用Carrot Touch进行配对操作

LAI-SCT2-2G



CURTAIN SWITCH 窗帘开关
2 GANG 两路
BASE UNIT 底座
ELECTRONIC SWITCH 电子开关

DIAGRAM 图 1



PRODUCT SPECIFICATION 产品规格

SAFETY 安全

Line Voltage &
Frequency Supported
线路电压和频率支持

AC 220 ~ 240VAC, 50Hz/60Hz

Operating Frequency
工作频率

433.05MHz – 434.79 MHz

Output RF Power
输出射频功率

<10mW

Compatible Loads
兼容负载

220-240 VAC motor load (3-wire)
220-240 VAC 电机负载 (3线)

Load Rating
基本额定动负荷

2 x 600VA@220VAC

Minimum Load
最小负载

10VA@220VAC

Compatible Wall Box
兼容墙盒

BS 4662 type of at least 47mm depth
BS 4662 型至少47毫米深度

Mounting Centres
安装中心

60.3mm (Contains 4 mounting holes)
60.3毫米 (包含4个安装孔)

Dimensions
外形尺寸

93 mm (H) x 89 mm (W) x 44 mm (D)
93 毫米 (高) x 89 毫米 (宽) x 44 毫米 (深)

This product operates at a RF frequency band of 433.05MHz to 434.79Mhz. Please contact local sales representatives for specifications, warranty and other information in various countries. The effective radiated power of this product does not exceed 10mW. Before installation, please read the installation procedure carefully and take all safety precautions.

该产品工作在射频频段433.05MHz至434.79MHz的。请联系当地的销售代表规格、保修和其他信息在不同的国家。本产品的有效辐射功率不超过10毫瓦。安装前，请仔细阅读安装程序和采取所有安全措施。



DISCLAIMER 免责声明

Carrot Home reserves the right to make changes to any product to improve reliability, function, or design. Carrot Home does not assume any product liability arising out of, or in connection with, the application or use of any product, circuit, or estoppel, or otherwise under any patent right or patent, covering or relating to any combination, system, apparatus, machine, material, method, or process in which Carrot Home products might be used. An implied license exists only for equipment, circuits, and subsystems contained in Carrot Home products.

家乐屋保留一切更改产品的权利，以提升产品的品质、功能、或设计。家乐屋不承担任何由于产品、电路的应用或使用不当引起的相关产品责任，也不承担与家乐屋产品使用过程中牵涉的组合、系统、器械、机器、物料或方法流程引起的专利权或专利责任。消费者只对家乐屋产品中含有的装备、电路和子系统享有预设许可。